

ISSUED: March 31, 2026

NEXT ISSUE: April 30, 2026

VOLUME 20: ISSUE 4



FIJI CLIMATE OUTLOOK

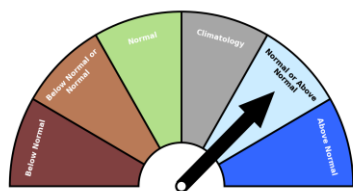
APRIL 2026;

APRIL TO JUNE 2026;

JULY TO SEPTEMBER 2026

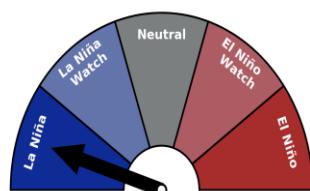
Fiji Meteorological Service

HIGHLIGHTS



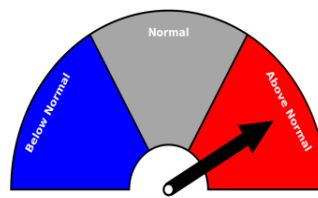
Normal or Above Normal

Rainfall Outlook



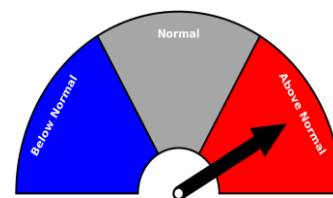
La Niña

ENSO Outlook



Above Normal

Max Temperature Outlook



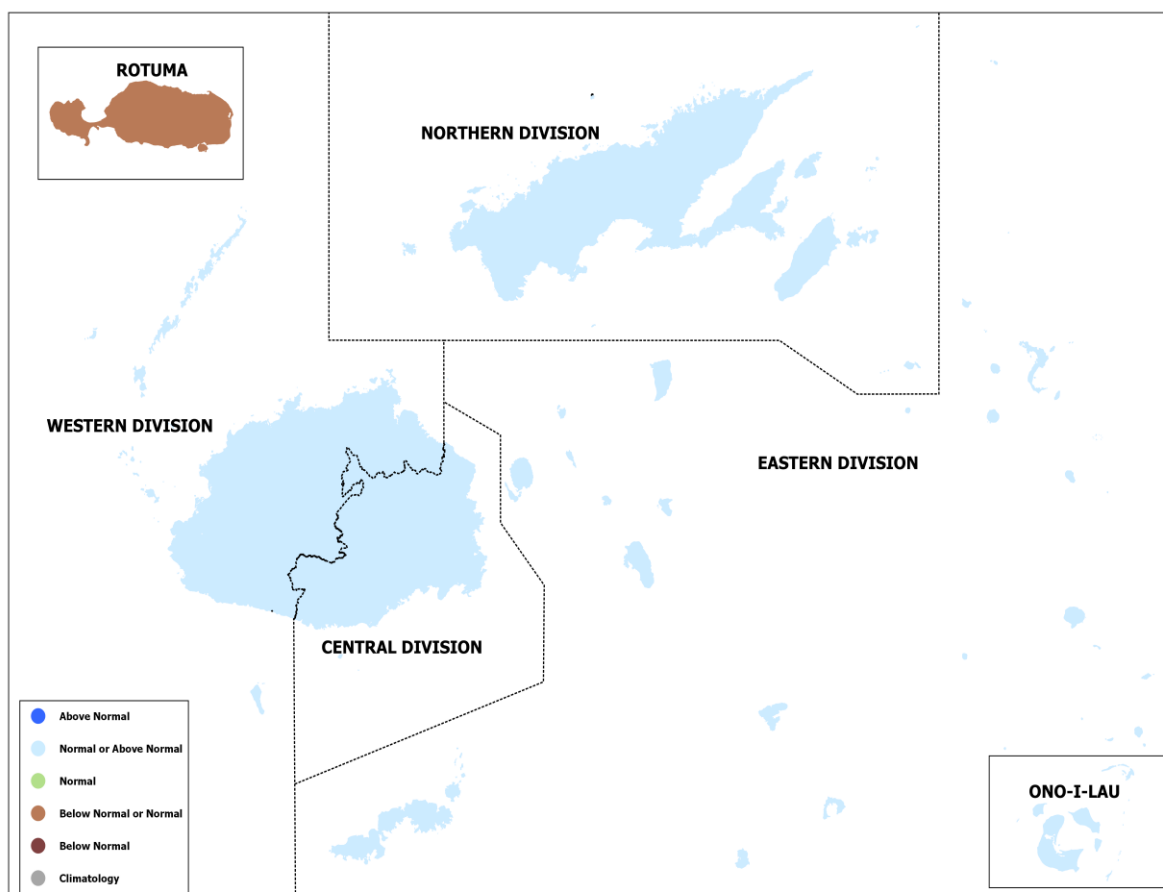
Above Normal

Min Temperature Outlook

- A weakening La Niña event persists within the tropical Pacific Ocean, but is now nearing its end.
- Most global climate models favour a transition to ENSO-neutral conditions during the April to June 2026 period, with neutral conditions likely to persist in the near term.
- In April, rainfall across the Fiji Group is likely to be *normal* or *above normal*, while Rotuma is likely to observe *normal* or *below normal* rainfall.
- For temperatures, both maximum and minimum temperatures are likely to be *above normal* across the Fiji Group during April.
- During April to June period, there is little rainfall guidance for the Western and Central Divisions, while *near normal* rainfall is likely across the Northern and Eastern Divisions. *Normal* to *below normal* rainfall is likely for Rotuma.
- On temperatures for the April to June 2026 period, both maximum and minimum temperatures are likely to be *above normal* across the Fiji Group.
- For the July to September 2026 period, *normal* or *below normal* rainfall is likely across the Fiji Group, including Rotuma.
- On tropical cyclones, Fiji is likely to experience 1-2 tropical cyclones in the current rainfall season.
- During neutral ENSO conditions, Fiji generally experiences average rainfall. However, local weather systems can still cause variations, as we are still within the Wet Season.

RAINFALL OUTLOOK

APRIL 2026



Western Division: *Normal or above normal rainfall*

Central Division: *Normal or above normal rainfall*

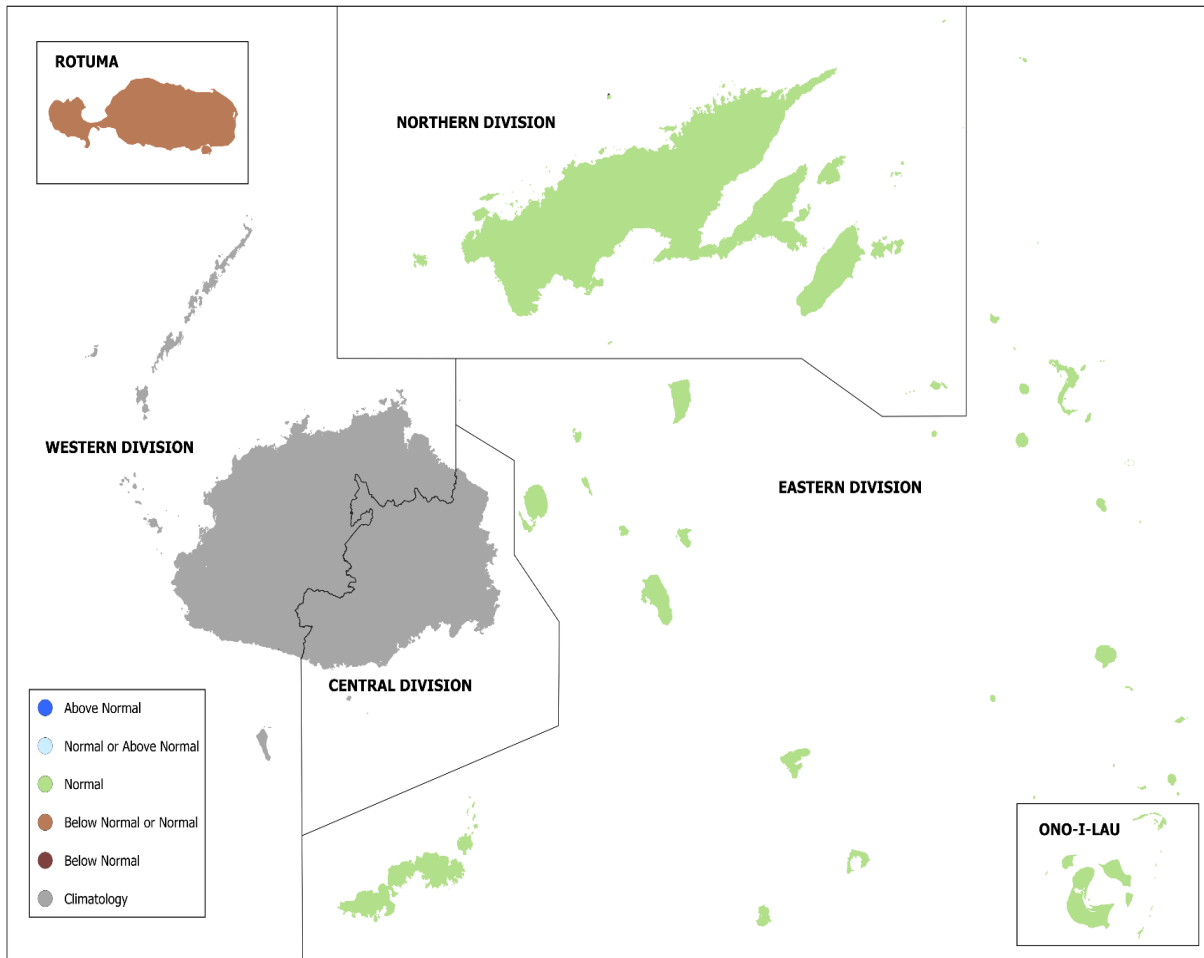
Northern Division: *Normal or above normal rainfall*

Eastern Division: *Normal or above normal rainfall*

Rotuma: *Normal or below normal rainfall*

RAINFALL OUTLOOK

APRIL TO JUNE 2026



Western Division: *Almost equal chances of below normal, normal and above normal rainfall*

Central Division: *Almost equal chances of below normal, normal and above normal rainfall*

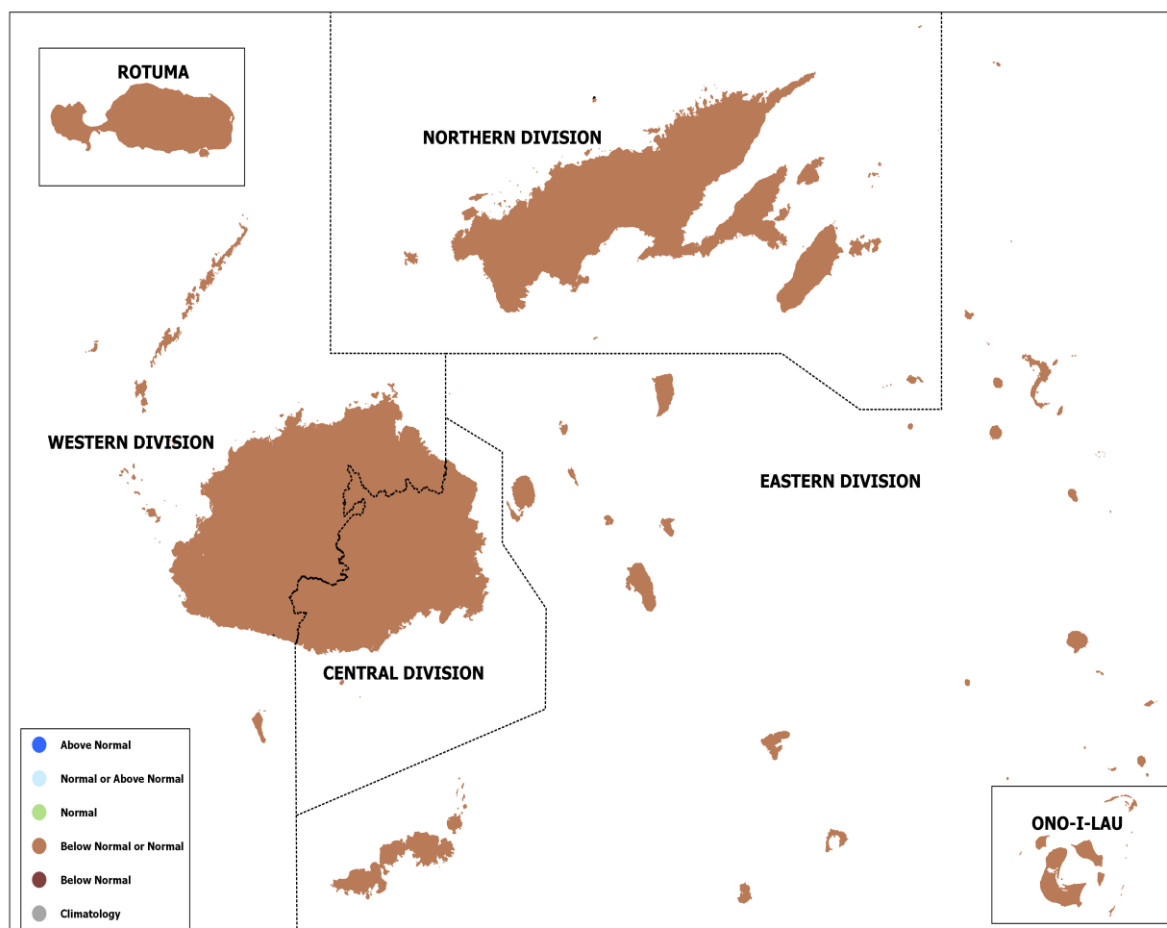
Northern Division: *Normal rainfall*

Eastern Division: *Normal rainfall*

Rotuma: *Normal or below normal rainfall*

RAINFALL OUTLOOK

JULY TO SEPTEMBER 2026



Western Division: *Normal or below normal rainfall*

Central Division: *Normal or below normal rainfall*

Northern Division: *Normal or below normal rainfall*

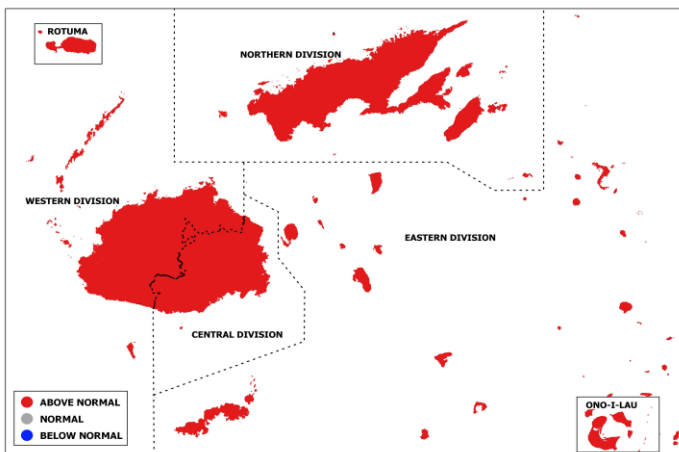
Eastern Division: *Normal or below normal rainfall*

Rotuma: *Normal or below normal rainfall*

AIR TEMPERATURE

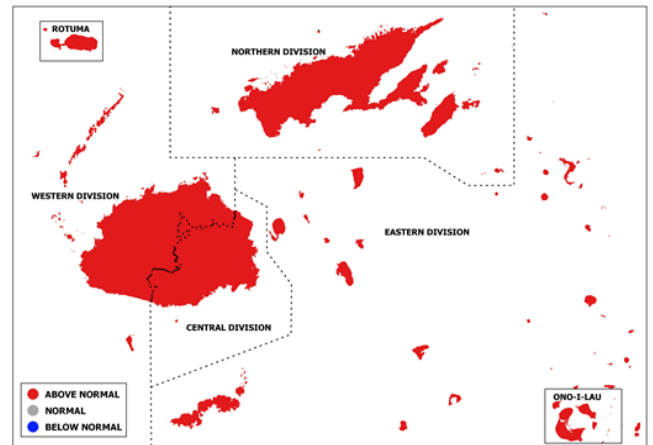
APRIL 2026

Maximum Temperature



Maximum temperature is likely to be *above normal* across the Fiji Group.

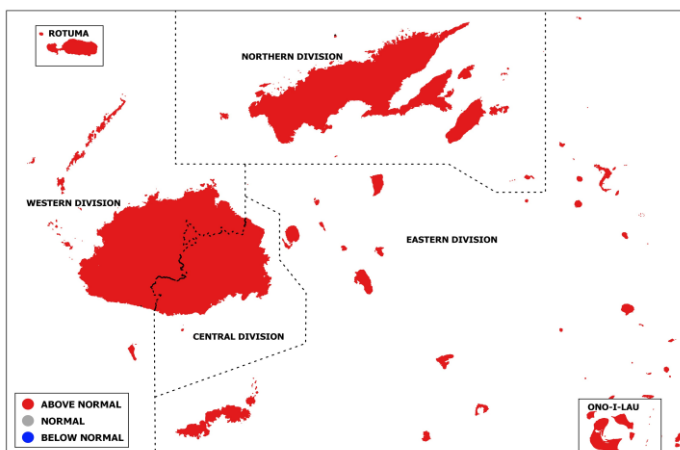
Minimum Temperature



Minimum temperature is likely to be *above normal* across the Fiji Group.

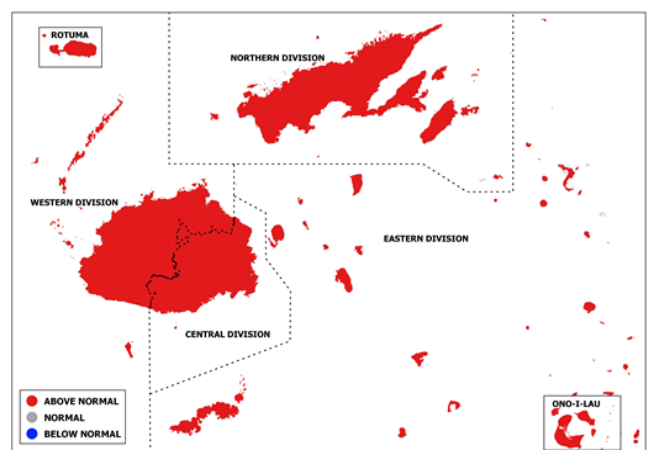
APRIL TO JUNE 2026

Maximum Temperature



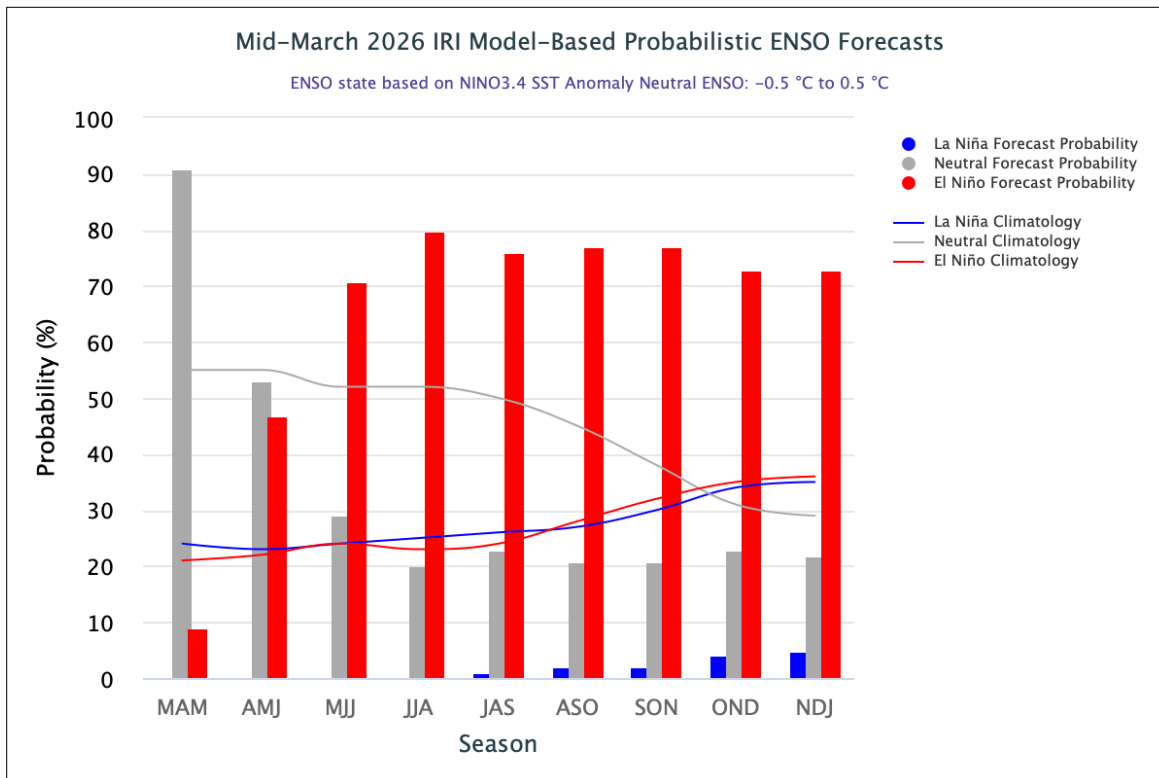
Maximum temperature is likely to be *above normal* across the Fiji Group.

Minimum Temperature



Minimum temperature is likely to be *above normal* across the Fiji Group.

EL-NIÑO SOUTHERN OSCILLATION (ENSO)



Source: [International Research Institute for Climate and Society](#)

A weak La Niña has been present in the tropical Pacific, but is now nearing its end.

While oceanic indicators of the El Niño–Southern Oscillation (ENSO) are steadily weakening, atmospheric indicators, such as trade winds, pressure and cloud patterns in the tropical Pacific remain consistent with borderline La Niña conditions.

Most global climate models favour a transition to ENSO-neutral conditions during April to June 2026, with neutral conditions likely to persist in the near term.

There is an elevated possibility of an El Niño emerging from June to August 2026 period and persisting through at least the end of 2026.

During ENSO-neutral conditions, Fiji often sees near-normal rainfall overall, but day-to-day and weekly rainfall can still vary due to local weather systems, particularly during the current Wet Season.

EXPLANATORY NOTES

Climate (Rainfall/Air Temperature) Outlook

Above normal – indicates that the rainfall/temperature value lies in the highest third of observation recorded in the standard 30 year normal period.

Near normal – indicates that the rainfall/temperature value lies in the middle third of observation recorded in the standard 30 year normal period.

Below normal – indicates that the rainfall/temperature value lies in the lowest third of observation recorded in the standard 30 year normal period.

Climatology – means that there are almost equal chances of receiving below normal, normal and above normal rainfall. Outlook does not favour one extreme; neither below normal nor above normal.

El Niño Southern Oscillation (ENSO)

ENSO is the principal driver of the year-to-year variability of Fiji's climate. There are two extreme phases of this phenomenon, **El Niño** and **La Niña**.

El Niño or La Niña events are a natural part of the global climate system and usually recur after every 2 to 7 years. It normally develops during the period April to June, attains peak intensity between December to February and decays between April to June period the following year. While most events last for a year, some have persisted for up to 2 years. It should be also noted that no two El Niño or La Niña events are the same. Different events have different impacts, but most exhibit some common climate characteristics.

Usually there is a lag effect on Fiji's climate with ENSO events, that is, once an El Niño or La Niña event is established in the tropical Pacific, it may take 2-6 months before its impact is seen on Fiji. Similarly, once an event finishes, it can take 2-6 months for climate to normalise.

El Niño events are associated with warming of the central and eastern tropical Pacific. El Niño events usually result in reduction of Fiji's rainfall. Often the whole of Fiji is affected in varying degrees and it is quite unusual for one part of the country to experience a prolonged dry spell, while the other is in a wet spell. The relationship and level of rainfall suppression is greater in the Dry Zone than in the Wet Zone. It is the suppression of rainfall during the Cool/Dry Season (May to October) that is normally of most concern. A reduction in Cool/Dry Season rainfall in the Dry Zone results in little or no rainfall until the next Wet Season. While usually the strength of an ENSO event is proportional to its impact on Fiji, at times weak event can also have a significant impact.

La Niña events are associated with cooling of the central and eastern tropical Pacific. Usually La Niña results in wetter than normal conditions for Fiji, occasionally leading to flooding during the Warm/Wet Season (November to April).

When ENSO is neutral, that is, neither El Niño nor La Niña, it has little effect on global climate, meaning other climate influences are more likely to dominate.

Lag effects – means that there is a delay in a change of some aspect of climate due to influence of other

FIJI METEOROLOGICAL SERVICE Private Mail Bag (NAP 0351)

Nadi Airport, Fiji.

Ph: +679 6724888, Fax: +679 67240430

Email: climate@met.gov.fj

Also online at <http://www.met.gov.fj>